

Aluminium

Casement Windows

Tilt & Turn Windows

Residential Doors

Bi Folding Doors

In Line Sliding Doors

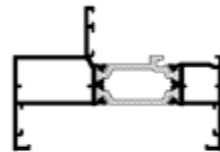
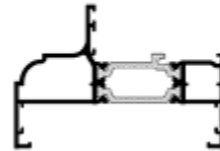
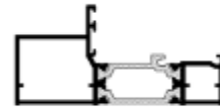
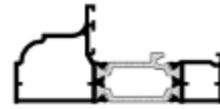
Commercial Products

Polyframe Aluminium are part of the Polyframe Group, the largest independent fabricator of windows, doors and conservatories.

Manufacturing one aluminium system and seven PVCu profile systems Polyframe supply products to the trade and retail sector throughout the UK and Ireland.


With two manufacturing facilities in Halifax West Yorkshire, two factories in Norwich East Anglia, one factory in Portadown, Northern Ireland and a dedicated Composite Door factory in Mansfield, Polyframe can guarantee to supply a complete range of products for installers.

All our products are manufactured in state of the art factories by a dedicated team of employees using innovative barcoding software.



Sculptured or Chamfered profiles
Large or Small Outerframe

| | |
|---------------------------|---------|
| About Polyframe Aluminium | 4-5 |
| Casement Windows | 6-7 |
| Tilt & Turn Windows | 8-9 |
| Residential Doors | 10-11 |
| In Line Patio Doors | 12-13 |
| Bi Folding Doors | 14-15 |
| Commercial Doors | 16 - 17 |
| Accreditations and WER | 18-19 |



Polyframe Aluminium


About Polyframe Aluminium

At Polyframe aluminium we specialise in the manufacture and supply of high quality aluminium windows, doors and a range of commercial products. Utilising the Sapa Crown and Smarts systems we have over 15 years experience in fabricating all kinds of projects for window installers, main contractors, local authorities and shop fitters.

Based in Wymondham, Norfolk, we offer our services to customers throughout the UK and Ireland, in the main on a 5 day lead time. We also make it our priority to ensure that all customers have quotes returned within four hours. Polyframe Aluminium do things the Polyframe way.



CNC Machining Centre




Multi Headed Mitre Saw

Our 20 000 square foot factory has CNC machining centres, multi headed mitre saws and compound angle saws for the manufacture of raked headed windows. With new investment we are also in the process of acquiring new additional plant and machinery. We also have our own fleet of vehicles enabling us to ensure that we can deliver anywhere in the UK. This is further enhanced with the Polyframe Group fleet which means that regardless of location we can guarantee delivery.

As an established fabricator of aluminium products Polyframe Aluminium are well known for the high quality of workmanship and levels of service offered to customers. We are always developing every aspect of the business with the focus firmly fixed on helping all customers meet their needs for projects of any size.



Stocked Profiles - Guaranteed Delivery




Casement Windows

Casement Windows


At Polyframe Aluminium we fabricate using the Sapa Crown profile system for side and top hung windows and fixed lights. The systems capabilities and range of options, including those providing structural performance, are comprehensive and can accommodate a vast array of window designs.

The system is fully weather stripped to achieve the highest levels of performance. All profiles incorporate polyamide barriers to meet the latest building regulations required in terms of U values and window energy ratings.


Colour Options



White



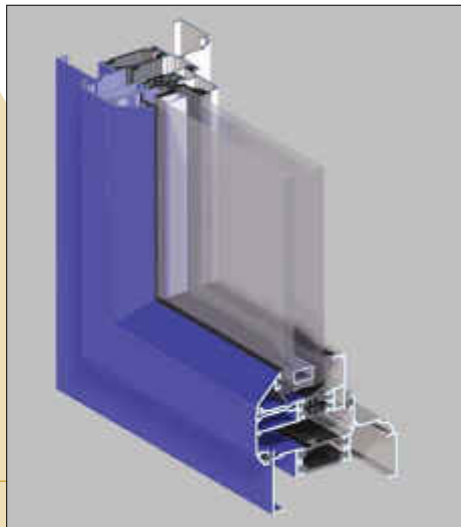
Black



Anthracite Grey

Any RAL colour available on request

Sculptured 52mm Outerframe



Shootbolt Locking to BS7950

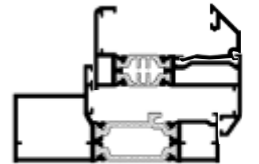


Key Features

- Slim Sightlines
- Sculptured or Chamfered profiles in slim (36mm) or large (52mm) outerframe
- High security BS7950 multi point shootbolt locking
- Wide choice of colour finishes including Dual colour
- Thermally broken frames
- Suitable for glazed screens or bay windows with corner junctions at any angle between 90 and 270 degrees
- Patented security bead design
- Weather tested in accordance with BS6375 Pt1 Severe Exposure Category 2000
- Complies with Doc. L for thermal transmittance
- Can incorporate mullions and transoms with structural capabilities
- Trickle vents to meet current Building Regulations

sapa:

 Crown



Tilt & Turn Windows

Tilt and Turn Windows

Polyframe Aluminium tilt and turn windows are fabricated using Sapa Dualframe profile to give an aesthetically pleasing window suitable for both commercial and residential applications.


Tilt and turn windows are kitemarked to BS7950 'specification for enhanced security performance of casement and tilt / turn windows for domestic applications' and BS4873 'specification for aluminium alloy windows'.

Slim Sightlines

- Slim Sightlines
- Chamfered profiles in slim or large outerframe
- High security locking
- Wide choice of colour finishes including Dual colour
- Thermally broken frames
- Patented security bead design
- Weather tested in accordance with BS6375 Pt1 Severe Exposure Category 2000
- Complies with Doc. L for thermal transmittance
- Trickle vents to meet current Building Regulations



Colour Options



White

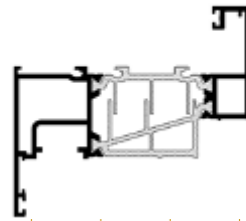
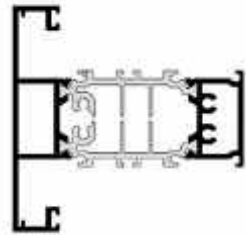
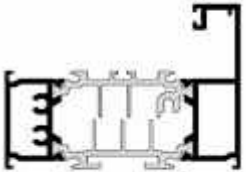


Black



Anthracite Grey

Any RAL colour available on request



sapa:




Residential & French Doors

Residential doors and French doors


The Sapa Crown door system has been designed to create modern, classic, elegant doors made from the most durable and strong material offering long lasting and highly secure performance.

Our single and double French entrance doors have been designed to fit in anywhere around the home with front and back door options. Utilising the highest quality hardware and locks the Polyframe residential door provides the highest security for the home.


Colour Options



White



Black



Anthracite Grey

Any RAL colour available on request


Key Features

- Traditional design with slim sightlines
- Sculptured or Chamfered profiles in slim or large outerframe
- High security BS7950 multi point shootbolt locking
- Wide choice of colour finishes including Dual colour
- Thermally broken frames
- Low threshold options including Part M available
- Split spindle handle operation available
- Patented security bead design
- Weather tested in accordance with BS6375 Pt1 Severe Exposure Category 2000



sapa:


 Crown



In Line Patio Doors

In Line Patio Doors


Manufactured using the Sapa Crown dedicated patio door square profile the Polyframe sliding door operates effortlessly every time. Patio doors can be manufactured in 2/3 or 4 pane styles up to a maximum of 6408mm wide and 2500mm high.



Key features

- Traditional design with slim sightlines
- Wide choice of colour finishes including dual colour
- Secured tightly by antilift blocks, anti-jemmy plates and an antilift pin in the lock itself
- Available in 2, 3 and 4 pane options on single sliding track
- Security designed into system and hardware options
- Heavy duty interlock option available
- Can achieve an A Rating and 1.4 U Value - easily surpassing Building Regulations Part L2010
- Meets BS6375 Part 1 Severe Exposure Category 2000
- Maximum weight per single pane 120kg, overall maximum width 6353mm
- Locks and keeps are mild steel zinc plated with corrosion resistance Grade 4 in accordance with BS EN1670

Colour Options



White



Black



Anthracite Grey
Any RAL colour available on request



sapa:

 Crown

Bi Folding Doors

Bi Folding Doors

The Polyframe aluminium Bi Folding Door is manufactured using the Smarts Visofold 1000 profile. The modern aesthetics of a Visofold slide folding door will add a touch of finesse to any external aspect of your home. When closed the Visofold 1000 complements your home with a striking glass facade but fold the sashes back to give a stunning opening that draws the exterior ambience into the comfort of your home.



smart
architectural aluminium




Key Features

- Traditional design with slim sightlines
- Sculptured or Chamfered profiles
- High security multipoint locks fitted to all master sashes
- Shootbolt locking on all sliding mullions
- Sashes slide on four stainless steel rollers for effortless operation
- Doors can fold internally or externally
- Recessed low threshold option for unrestricted floor levels
- 1, 2, 3, 4, 5, 6 door options available - up to 6000mm wide
- U Values up to 1.5
- Security tested to PAS24, Weather tested to BD6375 Part 1:2009


Colour Options



White



Black




Anthracite Grey

Any RAL colour available on request

Commercial Applications

Commercial Products

At Polyframe Aluminium we also fabricate a wide range of commercial products such as shop fronts and commercial doors. These are suitable for any commercial, industrial or shop fitting applications and all are manufactured using Sapa profiles. Our team of experts can give advice and design assistance on any specific project that you might have.



sapa:

- A range of swing, hinged and sliding doors and framing for commercial entrances in new buildings or refurbishment work.
- Anti-finger trap stiles are available for centrally pivoted swing doors.

Centre Pivot Door with Anti Finger Trap



Ground Floor Framing with Entrance Doors



Accreditations

Polyframe Aluminium has a commitment to high standards of quality and workmanship. We show consistency and reliability. Polyframe Aluminium has identified the need of maintaining a high standard of work and provide best quality product to the customer and as a result the company has gone through the implementation of ISO9001:2008 Quality Management Standard and ISO14001:2004 Environmental Management Standard. Polyframe Aluminium has gone through extensive security & weather performance tests on their product range.


Quality Management System



Environmental Management System



Secured By Design - Windows



Secured By Design - Doors



Window Energy Ratings



Window Energy Ratings

Polyframe has achieved the BSI Kitemark Window Energy Ratings (WER) on its Sapa Crown casement windows and Sapa Dualframe Tilt and Turn Windows.

Polyframe underwent a stringent testing process to ensure the ratings are applicable on the Sapa aluminium systems. This gives the consumer a choice of both traditional chamfered, decorative sculptured and decorative ovalo profiles when choosing energy efficient windows.

Increased environmental awareness from the consumer means people are exercising greater 'greener' consideration in their buying choices – and are seeking ways to make their lives more environmentally friendly. Home improvements are no exception, and a combination of increasing legislative pressure and 'consumer pull' in favour of WER windows. Once again Polyframe are ahead of the game and have invested time and resources in achieving the ratings.

For a more technical description of what WER is and how it affects you please ask for a copy of our WER leaflet.



P O L Y F R A M E
A L U M I N I U M L T D



Polyframe Aluminium
Ayton Road, Wymondham
Norwich, NR18 0QH
Tel: 01953 609904
E Mail: sales@polyframealuminium.co.uk

Polyframe
Head Office
Mile Thorn Works
Gibbet Street
Halifax, HX1 4JR
T: 01422 330460
F: 01422 383292
E: marketing@polyframetrade.co.uk

Polyframe
Atlas Works
Norwich Road, Lenwade
Norwich, NR9 5SR
Tel: 01603 879581
Fax: 01603 308161
E: sales@polyfranorwich.co.uk

Polyframe
10 Kestral Road
Mansfield
Notts, NG18 5FT
Tel: 01623 683235
Fax: 01623 683236
E: sales@polyframemansfield.co.uk

Polyframe
Unit 6, James Park
Mahon Rd, Portadown
Northern Ireland, BT62 3EH
Tel: 028 383 67620
Fax: 028 383 92995
E: sales@polyframebelfast.co.uk

Polyframe are proud winners
of the following awards

BREAKTHROUGH 50
IN PARTNERSHIP WITH **smarta**

